


Particulars	UACS CODE	Appropriation			Allotments					Current Year Obligations					Current Year Disbursements					Balances				
		Authorized Appropriation	Adjustments (Transfer To)/From, Realignment	Adjusted Appropriations	Allotments Received	Adjustments (Withdrawal, Realignment)	Transfer To	Transfer From	Adjusted Total Allotments	1st Quarter Ending March 31	2nd Quarter Ending June 30	3rd Quarter Ending Sept. 30	4th Quarter Ending Dec. 31	Total	1st Quarter Ending March 31	2nd Quarter Ending June 30	3rd Quarter Ending Sept. 30	4th Quarter Ending Dec. 31	Total	Unreleased Appropriations	Unobligated Allotment	Unpaid Obligations (15-20) = (23+24)		
																						Due and Demandable	Not Yet Due and Demandable	
1	2	3	4	5	6	7	8	9	10	11	12	13	14	15	16	17	18	19	20	21	22	23	24	
Activities in the Regions and Provinces	285003020100001	3,111,000.00		3,111,000.00	3,111,000.00				3,111,000.00	648,681.86	631,214.40	424,931.76	1,401,030.36	3,105,858.48	648,681.86	631,214.40	424,931.76	1,401,030.36	3,105,858.48					
PS		3,111,000.00		3,111,000.00	3,111,000.00				3,111,000.00	648,681.86	631,214.40	424,931.76	1,401,030.36	3,105,858.48	648,681.86	631,214.40	424,931.76	1,401,030.36	3,105,858.48			5,141.52	424,931.76	
MFO 3: TECHNICAL EDUCATION AND SKILLS DEVELOPMENT REGULATION SERVICES	030003030000000	4,132,000.00	3,000.00	4,135,000.00	4,132,000.00				4,132,000.00	1,136,420.92	1,188,910.56	770,582.88	932,365.92	4,027,280.28	1,136,420.92	1,188,910.56	770,582.88	932,365.92	4,027,280.28	3,000.00		104,719.72	770,582.88	
Development, Evaluation, Monitoring and Accreditation of Formal Technical-Vocational Education and Training	285003030100000	1,340,000.00	1,500.00	1,341,500.00	1,340,000.00	1,500.00			1,341,500.00	401,808.72	405,761.04	267,992.88	265,859.28	1,341,421.92	401,808.72	405,761.04	267,992.88	265,859.28	1,341,421.92			78.08	267,992.88	
PS		1,340,000.00	1,500.00	1,341,500.00	1,340,000.00	1,500.00			1,341,500.00	401,808.72	405,761.04	267,992.88	265,859.28	1,341,421.92	401,808.72	405,761.04	267,992.88	265,859.28	1,341,421.92			78.08	267,992.88	
Development, Evaluation, Monitoring and Accreditation of Non-Formal Technical-Vocational Education and Training	285003030200000	320,000.00	1,500.00	321,500.00	320,000.00	(1,500.00)			318,500.00			268,003.68		268,003.68			268,003.68		268,003.68	3,000.00		50,486.32	268,003.68	
PS		320,000.00	1,500.00	321,500.00	320,000.00	(1,500.00)			318,500.00			268,003.68		268,003.68			268,003.68		268,003.68	3,000.00		50,486.32	268,003.68	
Development Evaluation, Monitoring and Accreditation of the Apprenticeship Program	285003030300000	967,000.00		967,000.00	967,000.00				967,000.00	401,630.04	401,674.32		134,213.64	937,518.00	401,630.04	401,674.32		134,213.64	937,518.00			29,482.00		
PS		967,000.00		967,000.00	967,000.00				967,000.00	401,630.04	401,674.32		134,213.64	937,518.00	401,630.04	401,674.32		134,213.64	937,518.00			29,482.00		
Skills Standardization, Testing and Certification in the Technical Education and Skills Development Sector	285003030400000	1,505,000.00		1,505,000.00	1,505,000.00				1,505,000.00	331,982.16	381,475.20	234,586.32	532,293.00	1,480,336.68	331,982.16	381,475.20	234,586.32	532,293.00	1,480,336.68			24,663.32	234,586.32	
PS		1,505,000.00		1,505,000.00	1,505,000.00				1,505,000.00	331,982.16	381,475.20	234,586.32	532,293.00	1,480,336.68	331,982.16	381,475.20	234,586.32	532,293.00	1,480,336.68			24,663.32	234,586.32	
III. Special Purpose Fund			11,582,898.50	11,582,898.50	75,089,127.00		(63,506,228.50)		11,582,898.50	1,620,235.46	1,142,510.53	1,084,894.04	7,503,281.99	11,350,922.02	1,620,235.46	1,142,510.53	1,084,894.04	7,503,281.99	11,350,922.02			231,976.48		
Contingent Fund	01101402				20,000,000.00		(20,000,000.00)																	
Contingent Fund	030009040000000				20,000,000.00		(20,000,000.00)																	
Fund Subsidies for Contingencies	103009040100000				20,000,000.00		(20,000,000.00)																	
CO					20,000,000.00		(20,000,000.00)																	
Miscellaneous Personnel Benefits Fund	01101406		5,284,181.50	5,284,181.50	48,790,410.00		(43,506,228.50)		5,284,181.50				5,192,473.77	5,192,473.77				5,192,473.77	5,192,473.77			91,707.73		
Miscellaneous Personnel Benefits Fund	030009070000000		5,284,181.50	5,284,181.50	48,790,410.00		(43,506,228.50)		5,284,181.50				5,192,473.77	5,192,473.77				5,192,473.77	5,192,473.77			91,707.73		
Performance-Based Bonus	103009070100000		5,284,181.50	5,284,181.50	48,790,410.00		(43,506,228.50)		5,284,181.50				5,192,473.77	5,192,473.77				5,192,473.77	5,192,473.77			91,707.73		
PS			5,284,181.50	5,284,181.50	48,790,410.00		(43,506,228.50)		5,284,181.50				5,192,473.77	5,192,473.77				5,192,473.77	5,192,473.77			91,707.73		
Pension and Gratuity Fund	01101407		6,298,717.00	6,298,717.00	6,298,717.00				6,298,717.00	1,620,235.46	1,142,510.53	1,084,894.04	2,310,808.22	6,158,448.25	1,620,235.46	1,142,510.53	1,084,894.04	2,310,808.22	6,158,448.25			140,268.75		
Pension and Gratuity Fund	030009080000000		6,298,717.00	6,298,717.00	6,298,717.00				6,298,717.00	1,620,235.46	1,142,510.53	1,084,894.04	2,310,808.22	6,158,448.25	1,620,235.46	1,142,510.53	1,084,894.04	2,310,808.22	6,158,448.25			140,268.75		
For payment of retirement and terminal leave benefits	282009080200000		593,809.00	593,809.00	593,809.00				593,809.00	73,778.46	242,929.43	127,380.47	74,971.60	519,059.96	73,778.46	242,929.43	127,380.47	74,971.60	519,059.96			74,749.04		
PS			593,809.00	593,809.00	593,809.00				593,809.00	73,778.46	242,929.43	127,380.47	74,971.60	519,059.96	73,778.46	242,929.43	127,380.47	74,971.60	519,059.96			74,749.04		
For payment of monetization of leave credits	103009080400000		5,704,908.00	5,704,908.00	5,704,908.00				5,704,908.00	1,546,457.00	899,581.10	957,513.57	2,235,836.62	5,639,388.29	1,546,457.00	899,581.10	957,513.57	2,235,836.62	5,639,388.29			65,518.71		
PS			5,704,908.00	5,704,908.00	5,704,908.00				5,704,908.00	1,546,457.00	899,581.10	957,513.57	2,235,836.62	5,639,388.29	1,546,457.00	899,581.10	957,513.57	2,235,836.62	5,639,388.29			65,518.71		
GRAND TOTAL		3,053,858,000.00	(1,903,890,445.71)	1,149,967,554.29	3,128,370,361.72		(1,978,782,572.71)		1,149,587,789.01	161,106,999.19	608,884,914.68	116,010,054.76	134,549,020.15	1,020,550,988.88	83,085,743.35	113,465,740.76	114,589,828.32	160,808,328.27	471,729,638.70	377,765.28	129,036,800.03		544,641,589.83	
PS		299,774,000.00	(15,764,242.48)	315,538,242.48	354,489,361.72		(59,132,894.52)		315,160,477.20	41,127,859.31	49,330,863.94	37,977,804.92	66,807,198.62	195,243,726.79	41,127,858.31	49,304,672.39	37,877,804.92	66,807,061.12	194,917,387.74	377,765.28	119,916,750.41		1,773,428.25	
MOOE		2,634,418,000.00	(1,869,454,686.19)	774,963,313.81	2,634,418,000.00		(1,839,649,686.19)		774,963,311.81	119,979,139.88	541,896,030.59	42,367,863.79	64,962,979.87	769,226,014.13	41,937,884.04	64,161,068.37	80,769,822.00	84,443,427.58	251,302,201.99			6,737,297.88	512,296,352.49	
FinEX																								
CO		119,464,000.00	(60,000,000.00)	59,464,000.00	139,464,000.00		(80,000,000.00)		59,464,000.00		17,658,020.35	35,644,386.05	2,778,841.66	56,081,248.06			15,952,201.40	9,557,837.57	25,510,038.97			3,382,751.84	30,571,209.09	


Certified Correct:


Certified Correct:


Recommended By:

Approved By:


WILMA F. ROQUE
 Budget Officer


CARIZA A. DASUMA
 Chief Accountant


MA. MAGDALENA P. BUTAD
 Director, FMS


PILAR G. DE LEON
 Director IV-AS
 Chief of Services for Administration
 Date:

Date:

Date:

Date: